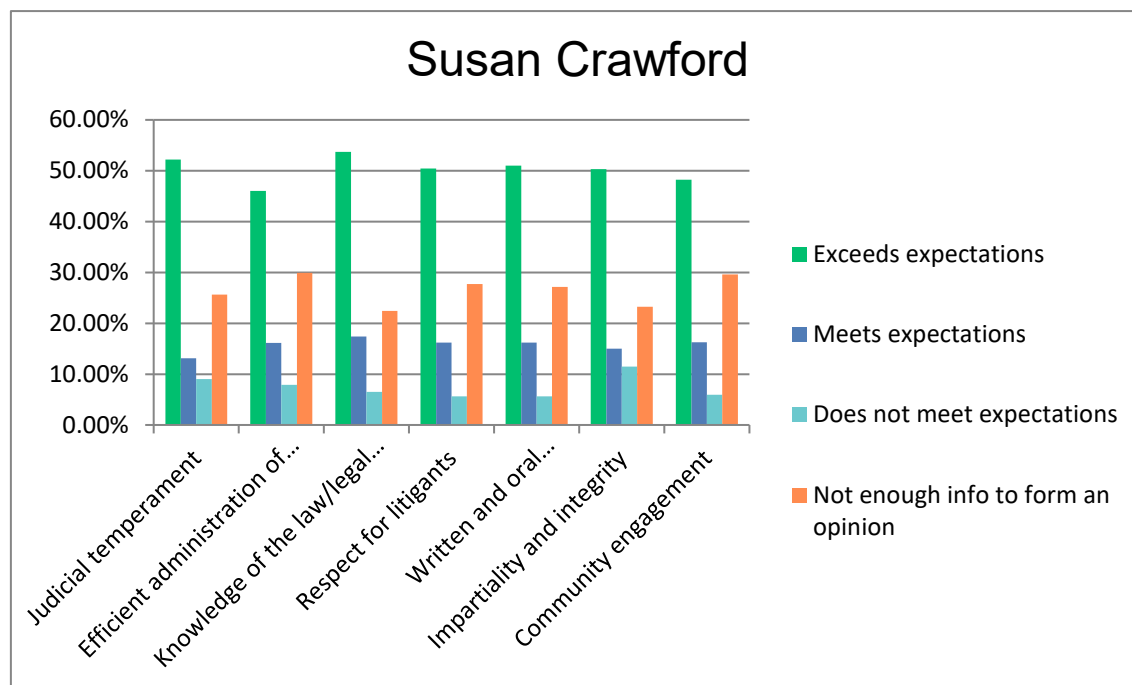


2025 Judicial Poll Results
as of Friday, March 21 at 5:00 pm CT

Susan Crawford

| | Exceeds expectations | | Meets expectations | | Does not meet expectations | | Not enough info to form an opinion | | Total |
|---------------------------------------|----------------------|-----|--------------------|----|----------------------------|----|------------------------------------|-----|-------|
| Judicial temperament | 52.19% | 179 | 13.12% | 45 | 9.04% | 31 | 25.66% | 88 | 343 |
| Efficient administration of justice | 46.04% | 157 | 16.13% | 55 | 7.92% | 27 | 29.91% | 102 | 341 |
| Knowledge of the law/legal experience | 53.69% | 182 | 17.40% | 59 | 6.49% | 22 | 22.42% | 76 | 339 |
| Respect for litigants | 50.44% | 171 | 16.22% | 55 | 5.60% | 19 | 27.73% | 94 | 339 |
| Written and oral communication skills | 51.03% | 173 | 16.22% | 55 | 5.60% | 19 | 27.14% | 92 | 339 |
| Impartiality and integrity | 50.29% | 171 | 15.00% | 51 | 11.47% | 39 | 23.24% | 79 | 340 |
| Community engagement | 48.22% | 163 | 16.27% | 55 | 5.92% | 20 | 29.59% | 100 | 338 |

Answered 344
Skipped 21

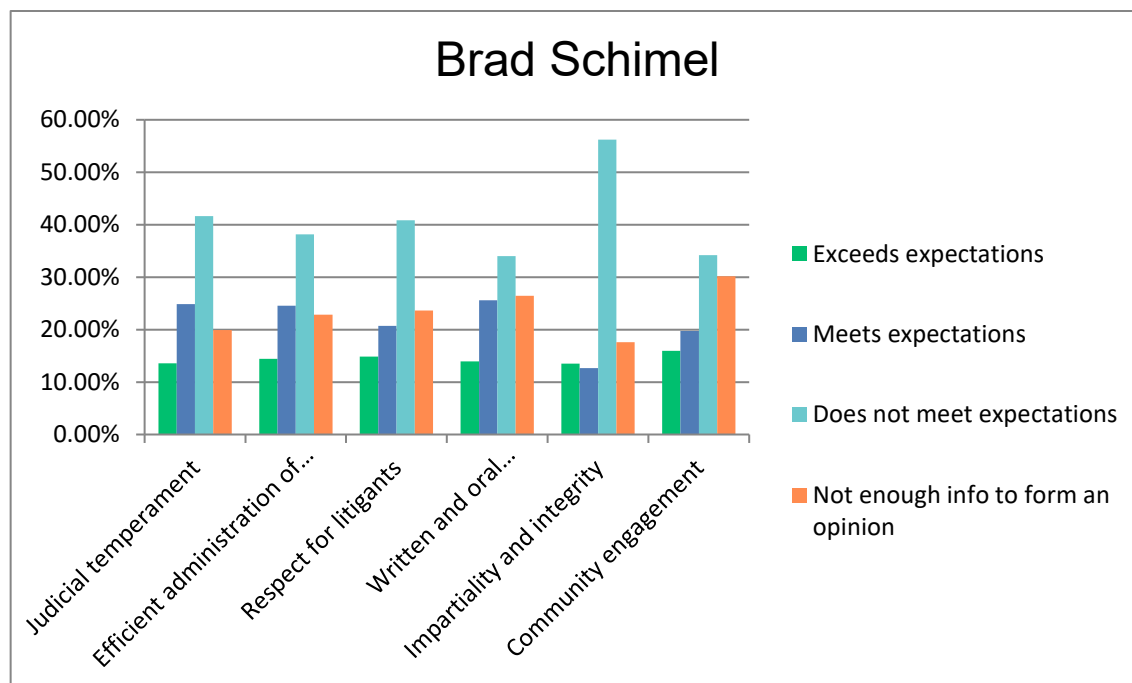


2025 Judicial Poll Results
as of Friday, March 21 at 5:00 pm CT

Brad Schimel

| | Exceeds expectations | Meets expectations | Does not meet expectations | Not enough info to form an opinion | Total |
|---------------------------------------|----------------------|--------------------|----------------------------|------------------------------------|-------|
| Judicial temperament | 13.58% 47 | 24.86% 86 | 41.62% 144 | 19.94% 69 | 346 |
| Efficient administration of justice | 14.45% 50 | 24.57% 85 | 38.15% 132 | 22.83% 79 | 346 |
| Knowledge of the law/legal experience | 15.90% 55 | 29.48% 102 | 34.68% 120 | 19.94% 69 | 346 |
| Respect for litigants | 14.87% 51 | 20.70% 71 | 40.82% 140 | 23.62% 81 | 343 |
| Written and oral communication skills | 13.95% 48 | 25.58% 88 | 34.01% 117 | 26.45% 91 | 344 |
| Impartiality and integrity | 13.54% 47 | 12.68% 44 | 56.20% 195 | 17.58% 61 | 347 |
| Community engagement | 15.94% 55 | 19.71% 68 | 34.20% 118 | 30.14% 104 | 345 |

Answered 349
Skipped 16

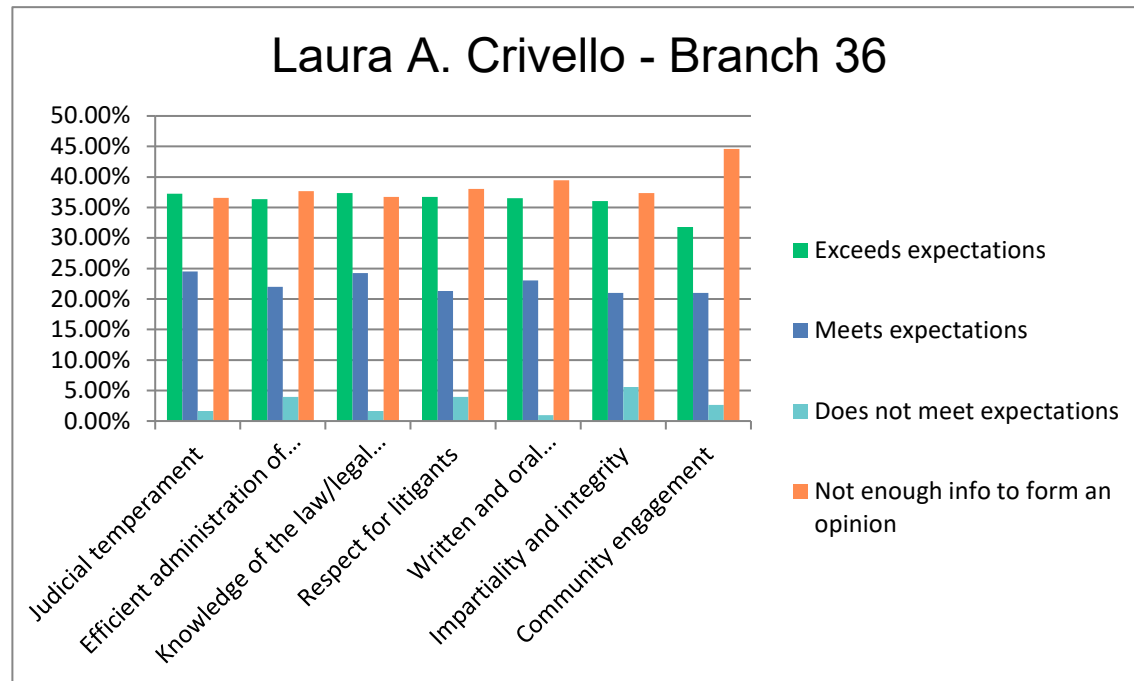


2025 Judicial Poll Results
as of Friday, March 21 at 5:00 pm CT

Laura A. Crivello - Branch 36

| | Exceeds expectations | | Meets expectations | | Does not meet expectations | | Not enough info to form an opinion | | Total |
|---------------------------------------|----------------------|-----|--------------------|----|----------------------------|----|------------------------------------|-----|-------|
| Judicial temperament | 37.25% | 114 | 24.51% | 75 | 1.63% | 5 | 36.60% | 112 | 306 |
| Efficient administration of justice | 36.39% | 111 | 21.97% | 67 | 3.93% | 12 | 37.70% | 115 | 305 |
| Knowledge of the law/legal experience | 37.38% | 114 | 24.26% | 74 | 1.64% | 5 | 36.72% | 112 | 305 |
| Respect for litigants | 36.72% | 112 | 21.31% | 65 | 3.93% | 12 | 38.03% | 116 | 305 |
| Written and oral communication skills | 36.51% | 111 | 23.03% | 70 | 0.99% | 3 | 39.47% | 120 | 304 |
| Impartiality and integrity | 36.07% | 110 | 20.98% | 64 | 5.57% | 17 | 37.38% | 114 | 305 |
| Community engagement | 31.80% | 97 | 20.98% | 64 | 2.62% | 8 | 44.59% | 136 | 305 |

Answered 307
Skipped 58

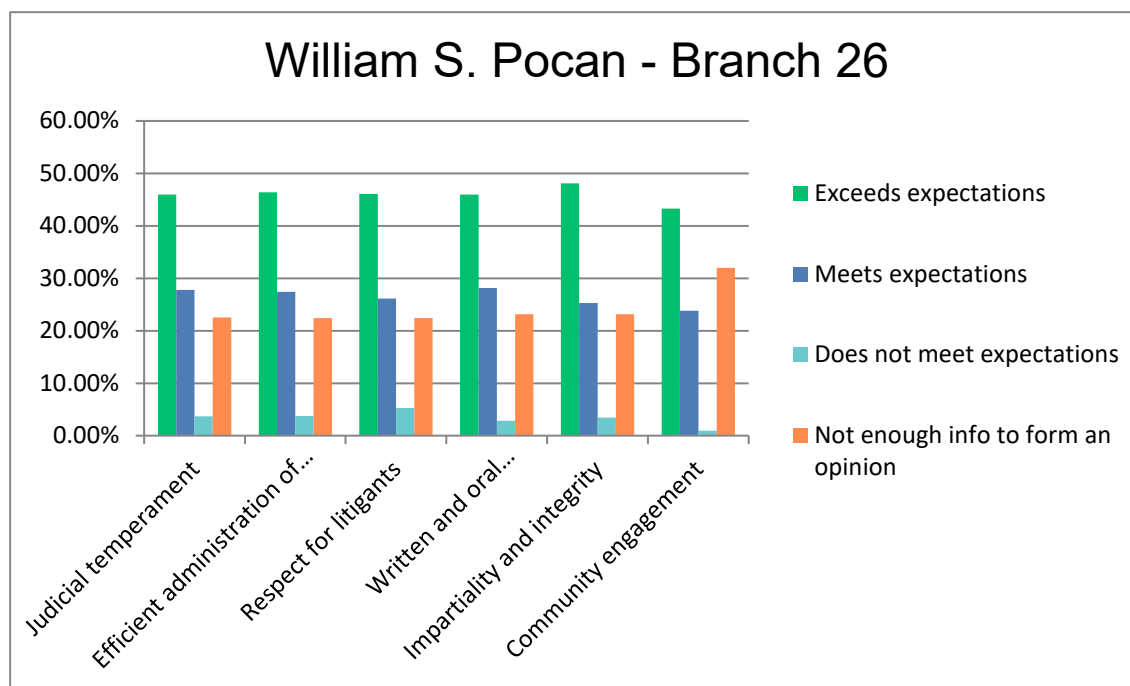


2025 Judicial Poll Results
as of Friday, March 21 at 5:00 pm CT

William S. Pocan - Branch 26

| | Exceeds expectations | Meets expectations | Does not meet expectations | Not enough info to form an opinion | Total | | |
|---------------------------------------|----------------------|--------------------|----------------------------|------------------------------------|----------|------------|-----|
| Judicial temperament | 45.99% | 149 | 27.78% | 90 | 3.70% 12 | 22.53% 73 | 324 |
| Efficient administration of justice | 46.42% | 149 | 27.41% | 88 | 3.74% 12 | 22.43% 72 | 321 |
| Knowledge of the law/legal experience | 48.13% | 154 | 26.88% | 86 | 2.81% 9 | 22.19% 71 | 320 |
| Respect for litigants | 46.11% | 148 | 26.17% | 84 | 5.30% 17 | 22.43% 72 | 321 |
| Written and oral communication skills | 45.94% | 147 | 28.13% | 90 | 2.81% 9 | 23.13% 74 | 320 |
| Impartiality and integrity | 48.13% | 154 | 25.31% | 81 | 3.44% 11 | 23.13% 74 | 320 |
| Community engagement | 43.26% | 138 | 23.82% | 76 | 0.94% 3 | 31.97% 102 | 319 |

Answered 324
Skipped 41

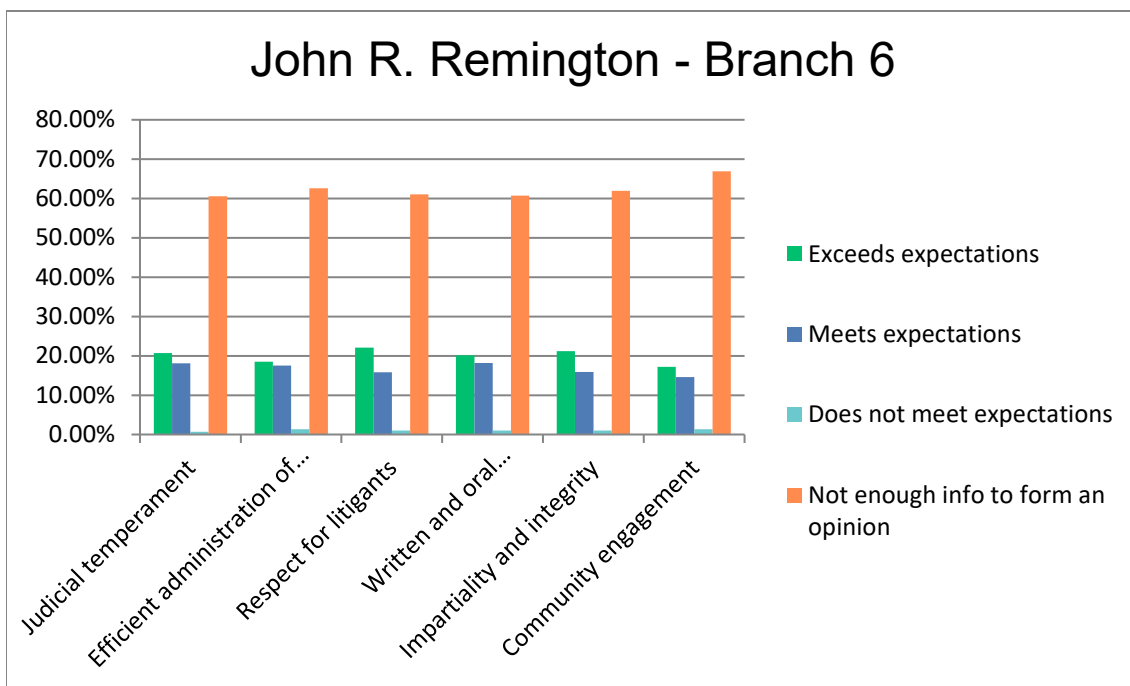


2025 Judicial Poll Results
as of Friday, March 21 at 5:00 pm CT

John R. Remington - Branch 6

| | Exceeds expectations | | Meets expectations | | Does not meet expectations | | Not enough info to form an opinion | | Total |
|---------------------------------------|----------------------|----|--------------------|----|----------------------------|---|------------------------------------|-----|-------|
| Judicial temperament | 20.72% | 63 | 18.09% | 55 | 0.66% | 2 | 60.53% | 184 | 304 |
| Efficient administration of justice | 18.54% | 56 | 17.55% | 53 | 1.32% | 4 | 62.58% | 189 | 302 |
| Knowledge of the law/legal experience | 20.13% | 61 | 17.49% | 53 | 2.97% | 9 | 59.41% | 180 | 303 |
| Respect for litigants | 22.11% | 67 | 15.84% | 48 | 0.99% | 3 | 61.06% | 185 | 303 |
| Written and oral communication skills | 20.13% | 61 | 18.15% | 55 | 0.99% | 3 | 60.73% | 184 | 303 |
| Impartiality and integrity | 21.19% | 64 | 15.89% | 48 | 0.99% | 3 | 61.92% | 187 | 302 |
| Community engagement | 17.22% | 52 | 14.57% | 44 | 1.32% | 4 | 66.89% | 202 | 302 |

Answered 305
Skipped 60

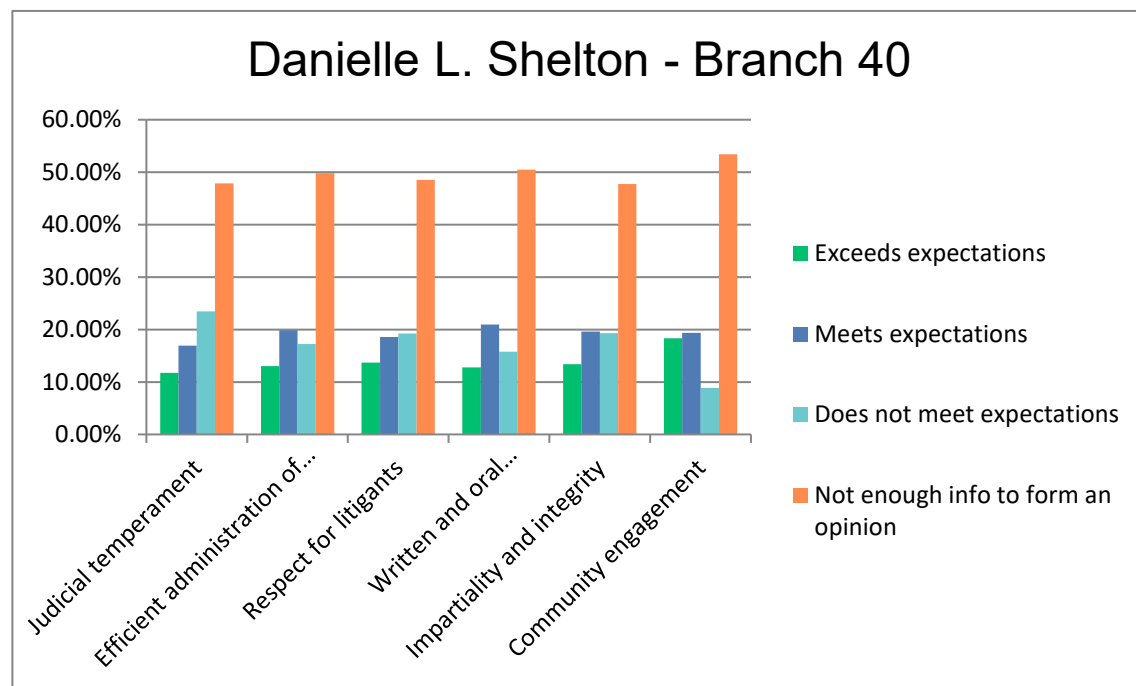


2025 Judicial Poll Results
as of Friday, March 21 at 5:00 pm CT

Danielle L. Shelton - Branch 40

| | Exceeds expectations | | Meets expectations | | Does not meet expectations | | Not enough info to form an opinion | | Total |
|---------------------------------------|----------------------|----|--------------------|----|----------------------------|----|------------------------------------|-----|-------|
| Judicial temperament | 11.73% | 36 | 16.94% | 52 | 23.45% | 72 | 47.88% | 147 | 307 |
| Efficient administration of justice | 13.03% | 40 | 19.87% | 61 | 17.26% | 53 | 49.84% | 153 | 307 |
| Knowledge of the law/legal experience | 12.38% | 38 | 20.52% | 63 | 19.87% | 61 | 47.23% | 145 | 307 |
| Respect for litigants | 13.68% | 42 | 18.57% | 57 | 19.22% | 59 | 48.53% | 149 | 307 |
| Written and oral communication skills | 12.79% | 39 | 20.98% | 64 | 15.74% | 48 | 50.49% | 154 | 305 |
| Impartiality and integrity | 13.40% | 41 | 19.61% | 60 | 19.28% | 59 | 47.71% | 146 | 306 |
| Community engagement | 18.36% | 56 | 19.34% | 59 | 8.85% | 27 | 53.44% | 163 | 305 |

Answered 308
Skipped 57

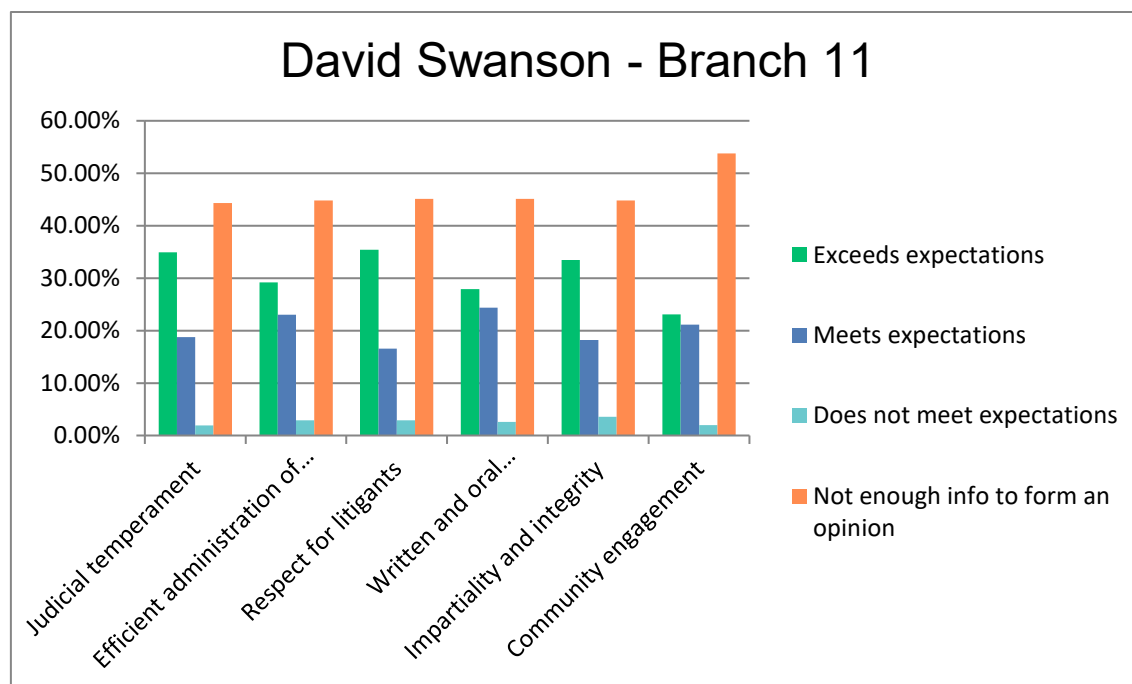


2025 Judicial Poll Results
as of Friday, March 21 at 5:00 pm CT

David Swanson - Branch 11

| | Exceeds expectations | | Meets expectations | | Does not meet expectations | | Not enough info to form an opinion | | Total |
|---------------------------------------|----------------------|-----|--------------------|----|----------------------------|----|------------------------------------|-----|-------|
| Judicial temperament | 34.95% | 108 | 18.77% | 58 | 1.94% | 6 | 44.34% | 137 | 309 |
| Efficient administration of justice | 29.22% | 90 | 23.05% | 71 | 2.92% | 9 | 44.81% | 138 | 308 |
| Knowledge of the law/legal experience | 27.60% | 85 | 24.68% | 76 | 3.57% | 11 | 44.16% | 136 | 308 |
| Respect for litigants | 35.39% | 109 | 16.56% | 51 | 2.92% | 9 | 45.13% | 139 | 308 |
| Written and oral communication skills | 27.92% | 86 | 24.35% | 75 | 2.60% | 8 | 45.13% | 139 | 308 |
| Impartiality and integrity | 33.44% | 103 | 18.18% | 56 | 3.57% | 11 | 44.81% | 138 | 308 |
| Community engagement | 23.10% | 70 | 21.12% | 64 | 1.98% | 6 | 53.80% | 163 | 303 |

Answered 309
Skipped 56

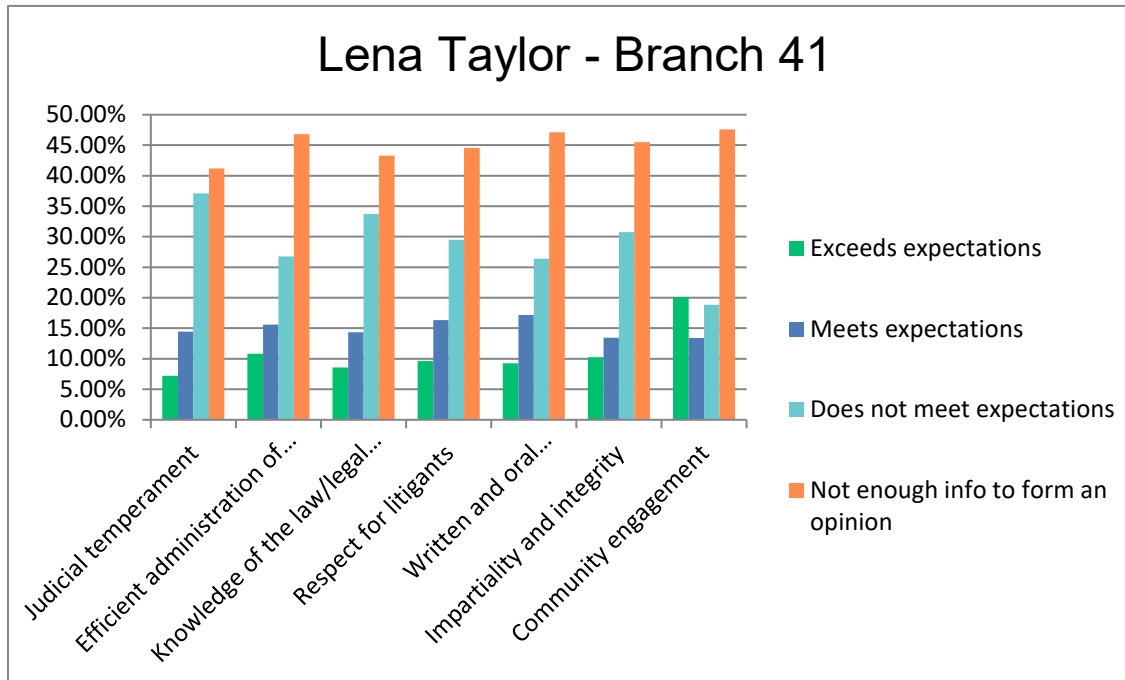


2025 Judicial Poll Results
as of Friday, March 21 at 5:00 pm CT

Lena Taylor - Branch 41

| | Exceeds expectations | | Meets expectations | | Does not meet expectations | | Not enough info to form an opinion | | Total |
|---------------------------------------|----------------------|----|--------------------|----|----------------------------|-----|------------------------------------|-----|-------|
| Judicial temperament | 7.23% | 23 | 14.47% | 46 | 37.11% | 118 | 41.19% | 131 | 318 |
| Efficient administration of justice | 10.83% | 34 | 15.61% | 49 | 26.75% | 84 | 46.82% | 147 | 314 |
| Knowledge of the law/legal experience | 8.60% | 27 | 14.33% | 45 | 33.76% | 106 | 43.31% | 136 | 314 |
| Respect for litigants | 9.62% | 30 | 16.35% | 51 | 29.49% | 92 | 44.55% | 139 | 312 |
| Written and oral communication skills | 9.24% | 29 | 17.20% | 54 | 26.43% | 83 | 47.13% | 148 | 314 |
| Impartiality and integrity | 10.26% | 32 | 13.46% | 42 | 30.77% | 96 | 45.51% | 142 | 312 |
| Community engagement | 20.13% | 63 | 13.42% | 42 | 18.85% | 59 | 47.60% | 149 | 313 |

Answered 318
Skipped 47



2025 Judicial Poll Results
as of Friday, March 21 at 5:00 pm CT

Valarie Hill - Milwaukee Municipal Court

| | Exceeds expectations | Meets expectations | Does not meet expectations | Not enough info to form an opinion | Total |
|---------------------------------------|----------------------|--------------------|----------------------------|------------------------------------|-------|
| Judicial temperament | 5.30% 16 | 11.59% 35 | 25.50% 77 | 57.62% 174 | 302 |
| Efficient administration of justice | 7.33% 22 | 16.33% 49 | 17.33% 52 | 59.00% 177 | 300 |
| Knowledge of the law/legal experience | 7.64% 23 | 20.93% 63 | 13.62% 41 | 57.81% 174 | 301 |
| Respect for litigants | 5.98% 18 | 12.29% 37 | 23.59% 71 | 58.14% 175 | 301 |
| Written and oral communication skills | 6.64% 20 | 16.61% 50 | 16.94% 51 | 59.80% 180 | 301 |
| Impartiality and integrity | 6.98% 21 | 14.62% 44 | 19.27% 58 | 59.14% 178 | 301 |
| Community engagement | 7.00% 21 | 14.00% 42 | 15.33% 46 | 63.67% 191 | 300 |

Answered 302
Skipped 63

